



## How to Set Up and Manage a Personal Fundraiser with PIH



## Step 1: Access the Fundraiser Page

- Visit the PIH Fundraiser URL where you can create your fundraiser.
  - [PIH - Create Your Fundraiser](#)

---

## Step 2: Create Your Fundraiser

You'll be guided through a setup form. Complete the following:


1. **Add Personal Info**
  - Set a display name.
  - Upload a profile photo (optional but recommended).
2. **Set Fundraising Goal**
  - Choose how much you want to raise.
  - Optionally set an end date.
3. **Write a Message**
  - Add a short personal note (up to 120 characters) explaining why you're fundraising.
4. **Verify Email**
  - Enter your email to receive fundraiser details.
  - Confirm the verification link sent to your inbox.

### Start your fundraiser

Tell the people you know best why our work matters to you! Filling in a goal, message, and photo will make your fundraiser feel relevant to your community.

DISPLAY NAME <sup>?</sup>

FUNDRAISER PHOTO <sup>?</sup>



FUNDRAISING GOAL

USD <sup>▼</sup>

FUNDRAISING GOAL

USD <sup>▼</sup>

YOUR MESSAGE <sup>?</sup>

I'm raising money to help cure injustice. Please donate today to help me show support for Partners In Health.

109/120

GOAL DATE

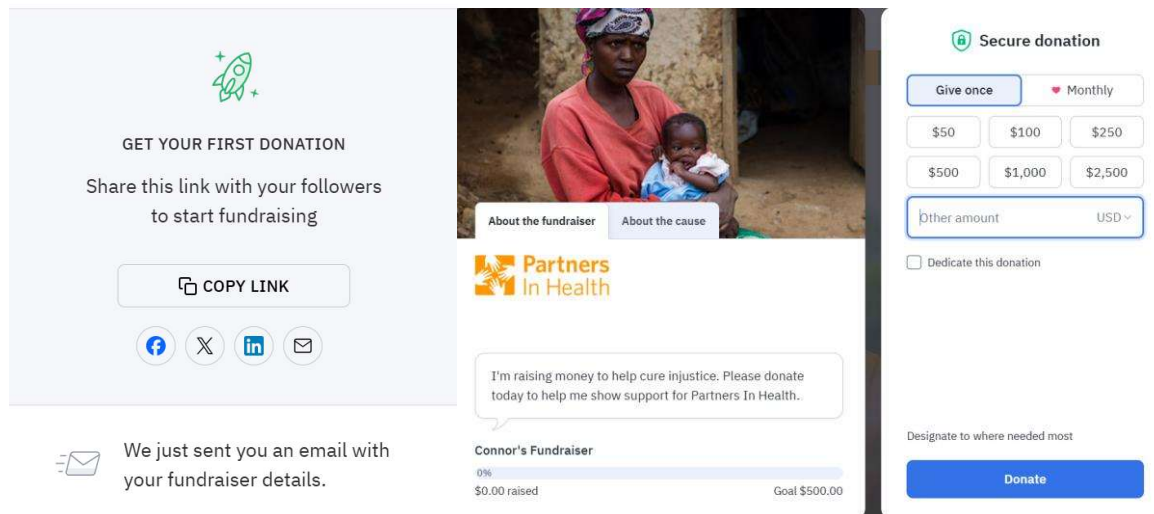
Continue

### Step 3: Share Your Fundraiser

Once your fundraiser is live:

- You'll receive a confirmation email with a link to your Donor Portal.
- From the portal, copy your unique fundraiser link.
- Share your page via social media, email, or text.
- Use your QR code for easy sharing offline.

You've started fundraising!




---

### Step 4: Manage Your Fundraiser via the Donor Portal


From your **Donor Portal**, you can:

- Edit fundraiser details.
- Track donations and see a **live progress bar**.
- View donors on a map.
- Invite team members with a join link found in the "Team Performance" section
  - See the 'Tips and Tricks' section for more information on this
- Download/share your QR code.

# Fundraiser view from the Donor Portal





DONATE


 Connor Perez ▾



Connor Test Fundraiser


EDIT FUNDRAISER

 \$0.00 raised

 0 page views


 0 donations





As donors make their first donations, they'll start showing up here.

HOW FAR ARE YOU FROM YOUR GOAL

 0 days left

\$5,000.00 USD goal (\$5,000.00 left)


0%


SHARE YOUR FUNDRAISER


Direct link


https://partnersinhealth.donorsupport.co/-/NWCPESRY?member=SWMURYNV


COPY

 SHARE ON FACEBOOK

 SHARE ON X (TWITTER)

 SHARE ON LINKEDIN



 SHARE VIA EMAIL

 GET QR CODE

DONATIONS

Your fundraiser has not received any donations yet. Start sharing your fundraiser today!

TEAM PERFORMANCE

#		Name	Raised	Donations	Role
1		Connor Perez	\$0.00	0	Admin
2		Kristen Jenkinson	\$0.00	0	Member

Invite members

https://partnersinhealth.donorsupport.co/-/NWCPESRY/join?member=SWMURYNV

COPY

## Monitoring and Engagement

- **Leaderboards:** Encourage friendly competition by displaying top fundraisers.
- **Recent Donations:** Show recent contributions on campaign pages to build social proof.
- **Team Performance:** View detailed metrics for each team member's contributions.

## Tips and Tricks for Common Problems

- When team members are added to your fundraiser, they will have an option to share a URL linked to their team.
  - Start by sending them the URL found under the “Team Performance” section from the last image on page 4. They will receive their personal link in an email.
  - When anyone donates under their Team Leader’s personal URL, the donation will show up under their team but still be linked to the main Fundraiser.
  - Please confirm that Team Leaders are only using their personal URL.
- Creating Teams is not required. Anyone can donate from your main Fundraising URL found in the first email and in the donor portal.
- Through the donor portal, you can update the donation goal, end date, and message if needed.
  - If you hit your goal ahead of schedule you can increase it!

